

## Flower Bag

### Stitching the Design


1. To prevent fraying overcast the edges of the fabric. Mark the midpoint of the fabric both vertically and horizontally with basting stitches. Used the embroidery hood to mount the fabric.
2. Use the size guide below
3. Remove the finished design from the hoop and press gently on the wrong side

Design Size: approx.. 10" x 12" on 14-count Aida Cloth

Use 2 strands embroidery floss for cross stitch

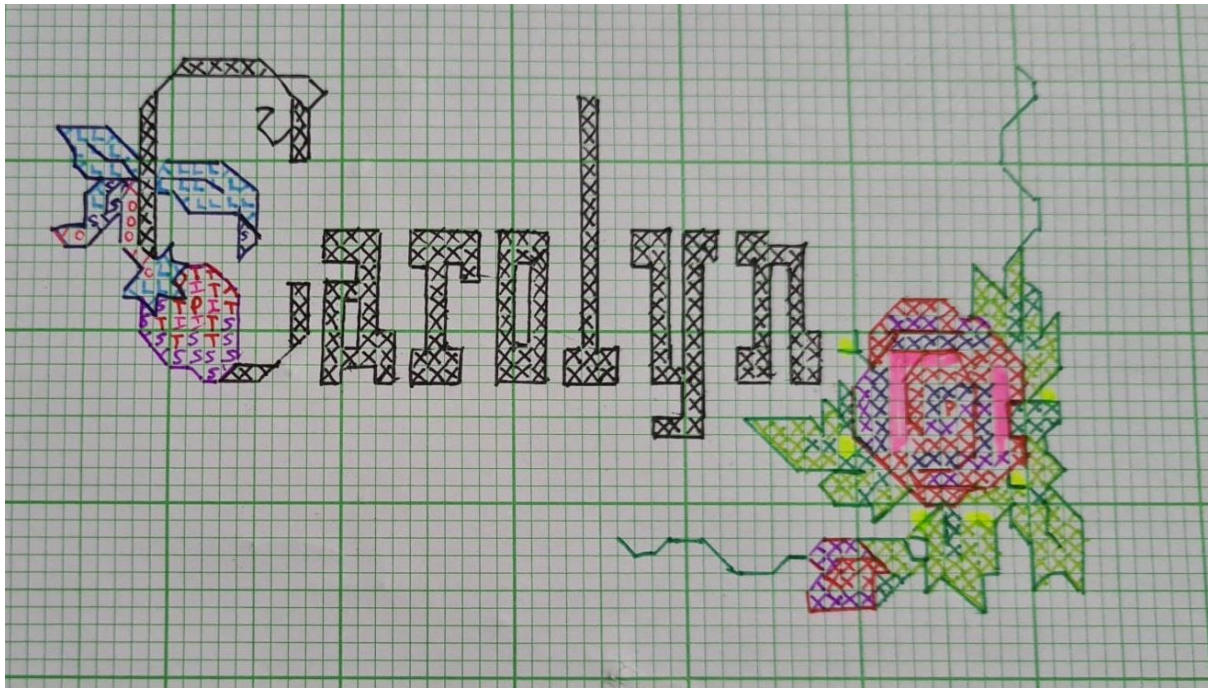
Use 1 strand embroidery floss for backstitch



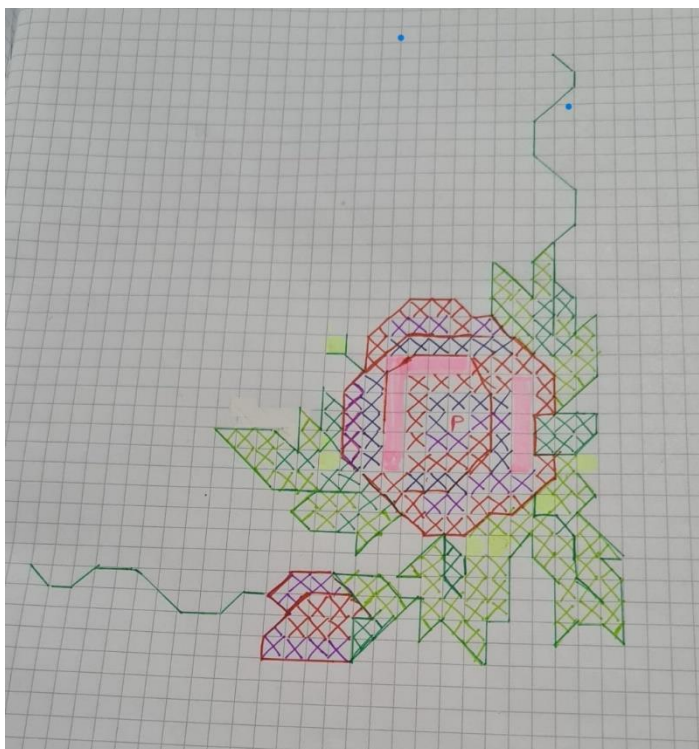



	Anchor	Coats	DMC
◻ = white	2	1001	blanc
♡ = lt pink	73	3173	963
♡ = med pink	75	3001	962
♥ = dk pink	77	3176	3687
☆ = lt yellow	289	2288	307
★ = dk yellow	303	2303	742
◇ = lt yellow-green	264	6253	3348
# = med yellow-green	266	6266	3347
◆ = dk yellow-green	268	6268	469
• = French Knots: brown	371	5470	434
= Backstitch:			
flower petals, lettering—dk pink			
leaves, stems—dk yellow-green			
flower center—brown			





<b>X</b>	<b>DMC</b>	<b>ANC</b>	<b>COLOR</b>	<b>B'ST</b>	<b>DMC</b>	<b>ANC</b>	<b>COLOR</b>
<b>L</b>	3012	844	lt green	/	829	906	dk gold
<b>S</b>	3011	846	green	/	935	861	dk green
<b>O</b>	3013	842	vy lt green	/	815	43	maroon
<b>S</b>	817	13	dk red				
<b>T</b>	349	13	red				
<b>I</b>	351	10	lt red				
<b>X</b>	3045	888	gold				
<b>P</b>	 Pearl						



<b>X</b>	<b>DMC</b>	<b>ANC</b>	<b>COLOR</b>	<b>B'ST</b>	<b>DMC</b>	<b>ANC</b>
x	989	242	Dark green /		319	218
x	319	218	Dark red /		815	44
x	957	50				
x	963	73				
x	962	75				
□	742	303				
	P (Pearl)					

Used backstitch 319 for the leaves and 815 for the flowers.